


Get Up And Go With T-Line

Thomson
T-LINE
Caravans



Thomson T-LINE Caravans

With nearly three-quarters of a century of Thomson know-how behind it, the T-Line range has proved itself year in and year out, all over the world.

For 1979, Thomsons have taken the tried and tested Glen range and produced two separate series, the Glen "S" and the Glen "GL", both featuring the same layout expertise you would traditionally expect from Thomsons.

You could be excused for thinking that "S" means "standard"—but if you already know the standard of Thomson design perhaps the word "special" would spring more readily to mind. At the price, we believe that's just what we've created with the "S" series.

No doubt that "GL" stands for Grande Luxe and in performance it will live up to its name for years and years to come. If you'll excuse the onomatopoeic pun though, "grand looks" are also an integral part of the "GL" series—right from the exterior styling to the guaranteed luxury of the fittings.

Each series is complemented by a distinctive three-tone exterior colour scheme—the "S" series in white with tan and Van Dyke brown, and the "GL" in seafoam off-white with buffalo and Van Dyke brown. All are set off with a matching coachline.

All Thomson caravans are hand-built to the highest standard of safety and comfort by craftsmen who know their jobs inside out, so with a T-Line behind you, you know you're safe as houses.

Once you've had a look at the exterior, just step inside and you'll find there's not an inch of

space wasted. Our interiors are designed and built with a typically Scottish eye for detail to achieve an ideal combination of compact convenience and roomy comfort.

On the "S" models standard fittings include a hotplate and grill, stainless steel sink unit, personal washbasin in the toilet compartment, safety glazed windows and fluorescent lighting with emergency gas fittings.

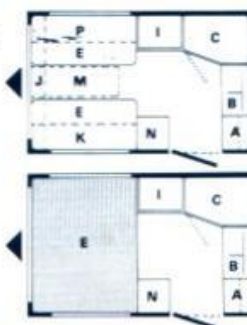
The "GL" models are also equipped with a flued Carver heater (with the exception of the Glen), Seelite double glazing, a fridge, an oven, lined curtains, and even an exterior awning light on the nearside to give an added taste of luxury.

The upholstery on all models is tough and hardwearing to stand up to even the roughest treatment. Walls are vinyl-faced and all work surfaces are wipe-clean for easy care.

With seven models to choose from in each series, there is a caravan to suit every size of family and every pocket, from the unique compactness of the Mini Glen to the spacious luxury of the Gleneagle.

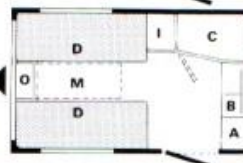
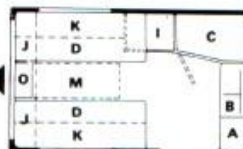
So whether it's just for weekends in the country or a touring holiday on the continent, Thomsons can provide the perfect home away from home.

MINI GLEN The ultimate in small caravans. We've packed a dining area that converts to a double bed, a complete kitchenette with a hotplate, grill and sink unit, a fullsize wardrobe and a toilet compartment into just 10ft of caravan, and still left room for two to stretch their legs in. Big may be beautiful, but this compact Mini is beautifully practical.



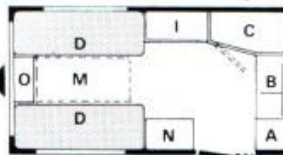
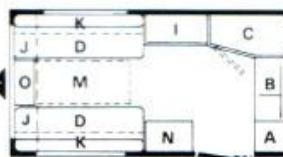
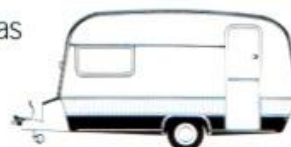
- A Griller/Hotplate
- B Sink
- C Toilet
- E Dinette Bed 72" x 48"
- I Wardrobe
- J Roof Locker
- K Roof Locker and Shelf
- M Table Position
- N Cabinet for Refrigerator
- P Shelf

GLEN 2 This is the small caravan that's big on comfort, with twin beds that convert to a double, panoramic front window, chest of drawers, dining table, toilet compartment, and still room for a fridge. Ideal for the small car owner. Pound for £ and measure for good measure, you can be sure it will not overtax your car, or your budget—and still you've got everything you could want.



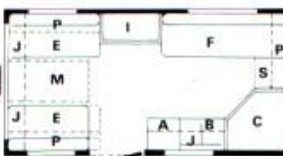
- A Griller/Hotplate
- B Sink
- C Toilet
- D Single Bed 72" x 26"
- E Double Bed 77" x 56"
- I Wardrobe
- J Roof Locker
- K Roof Locker and Shelf
- M Table Position
- O Chest of Drawers

GLENDALE 12' 10" of caravan luxury for two has made this one of the most popular T-Line models. Beautifully finished with teak-faced furniture, fitted carpets, and rich textured upholstery, and with a dining area that seats six there's plenty of room to entertain. With all of the built-in convenience of Thomson expertise in layout and design, it's just the caravan to take anyone anywhere.



- A Griller/Hotplate
- B Sink
- C Toilet
- D Single Bed 72" x 26"
- E Double Bed 77" x 56"
- I Wardrobe
- J Roof Locker
- K Roof Locker and Shelf
- M Table Position
- N Cabinet for Refrigerator
- O Chest of Drawers

GLENNEVIS Not an inch of space wasted on this model which sleeps up to five people. Equipped throughout with all the features you would expect from Thomsons, it's an example of an ideal combination of the practical and the comfortable. Stainless steel sink, wipe-clean surfaces, hardwearing upholstery and fitted carpets, all make for an easy life. And with T-Line specification, you can look forward to years and years of active life from your Glennevis.



- A Griller/Hotplate
- B Sink
- C Toilet
- E Dinette Bed 77" x 46"
- F Single Bed 72" x 26"
- F Pullman Bunk 69" x 22"
- I Wardrobe
- J Roof Locker
- M Table Position
- P Shelf
- S Corner Seat (GL model)

GLENELG Interior planning at its best has made this T-Line a real favourite. Look inside and you will see commonsense and comfort perfectly combined. Sleeps up to five and still leaves plenty of room for modern work units and convenient end roof lockers, with space enough for everyone's belongings. Like all T-Lines, the Glenelg is built for touring so weight distribution, independent suspension and sigma coupling make the going great.



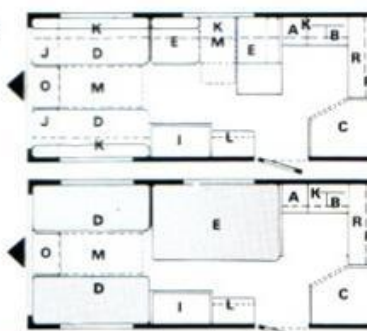
- A Griller/Hotplate
- B Sink
- C Toilet
- E Dinette Bed 77" x 46"
- F Single Bed 72" x 26"
- I Wardrobe
- J Roof Locker
- M Table Position
- P Shelf
- S Corner Seat (GL model)

GLENALMOND This four berth will sleep up to five in all the comfort you could want. Those big, big windows at either end give lots of light and a great outlook for caravanners in 1979. Complete with roof lockers, chest of drawers and ample cooking facilities, this is the perfect caravan for the larger family. It's the sort of caravanner's caravan with room to spare—at least for the holiday life you can take it with you.



- A Griller/Hotplate
- B Sink
- C Toilet
- D Single Bed 72" x 26"
- E Dinette Bed 77" x 48"
- I Wardrobe
- J Roof Locker
- K Roof Locker and Shelf
- M Table Position
- O Chest of Drawers
- P Shelf

GLENEAGLE When we give our craftsmen over 17ft of caravan to play with, you can be sure they make the most of it. In this model you will find two single beds and a fullsize double bed with room to instal two more Pullman bunks to make this a luxury six berth. In addition there's a two table layout, a kingsize toilet compartment and even a cocktail cabinet, making this home away from home a veritable palace.




- A Griller/Oven
- B Sink
- C Toilet
- D Single Bed 72" x 26"
- E Dinette Bed 72" x 44"
- I Wardrobe
- J Roof Locker
- K Roof Locker and Shelf
- L Cocktail Cabinet
- M Table Position
- O Chest of Drawers
- P Shelf
- R Cupboard

Particulars of any changes may be obtained from Thomsons (Carron) Limited, Carron, Falkirk, Scotland.
Phone: Larbert (03245) 2202. Cables: Caravans, Falkirk. Caravan Manufacturers approved by National Caravan Council.

	MINI GLEN		GLEN 2		GLENDALE		GLENNEVIS		GLENELG		GLENALMOND		GLENEAGLE	
● Standard specification in both ranges														
GL Available in "GL" models only														
S Available in "S" models only														
N/A Not available														
B. & B. Independent Suspension	●	●	●	●	●	●	●	●	●	●	●	●	●	●
Full Frame Channel Steel Chassis	●	●	●	●	●	●	●	●	●	●	●	●	●	●
Sigma Automatic "Back-up" Coupling	●	●	●	●	●	●	●	●	●	●	●	●	●	●
Courteille Insulation Throughout	●	●	●	●	●	●	●	●	●	●	●	●	●	●
Gas Cylinder Chest and Faming	●	●	●	●	●	●	●	●	●	●	●	●	●	●
Moulded Plastics Stoneguard	●	●	●	●	●	●	●	●	●	●	●	●	●	●
3-Tone Pre-painted Aluminium Paneling	●	●	●	●	●	●	●	●	●	●	●	●	●	●
Timber Rubbing Strakes	S	S	S	S	S	S	S	S	S	S	S	S	S	S
Rubber Rubbing Strakes	GL	GL	GL	GL	GL	GL	GL	GL	GL	GL	GL	GL	GL	GL
Awning Channel	●	●	●	●	●	●	●	●	●	●	●	●	●	●
Integral Frame Windows in Safety Glass	S	S	S	S	S	S	S	S	S	S	S	S	S	S
Hermetically Sealed Double Glazed Windows	GL	GL	GL	GL	GL	GL	GL	GL	GL	GL	GL	GL	GL	GL
Exterior Awning Light	GL	GL	GL	GL	GL	GL	GL	GL	GL	GL	GL	GL	GL	GL
Double Acrylic Roof Ventilator	GL	GL	GL	GL	GL	GL	GL	GL	GL	GL	GL	GL	GL	GL
Water Inlet and Waste Nozzles	●	●	●	●	●	●	●	●	●	●	●	●	●	●
Carver Flued Heater and Thermostat	GL	N/A	GL	GL	GL	GL	GL	GL	GL	GL	GL	GL	GL	GL
Space for Flued Heater	S	N/A	S	S	S	S	S	S	S	S	S	S	S	S
Oven Fitted under Hotplate	GL	GL	GL	GL	GL	GL	GL	GL	GL	GL	GL	GL	GL	GL
Space for Oven	S	S	S	S	S	S	S	S	S	S	S	S	S	Fitted
Refrigerator Fitted	GL 2cuft	GL 1 cuft	GL 2cuft	GL 1 cuft	GL 1 cuft	GL 1 cuft	GL 1 cuft	GL 1 cuft	GL 1 cuft	GL 2cuft	GL 2cuft	GL 2cuft	GL 2cuft	GL 2cuft
Space for Refrigerator	S 2cuft	S 1 cuft	S 2cuft	S 1 cuft	S 1 cuft	S 1 cuft	S 1 cuft	S 1 cuft	S 1 cuft	S 2cuft	S 2cuft	S 2cuft	S 2cuft	S 2cuft
Gas Lighting	●(1)	●(1)	●(1)	●(1)	●(1)	●(1)	●(1)	●(1)	●(1)	●(1)	●(1)	●(1)	●(1)	●(1)
12 volt Interior Lighting	●(2)	●(2)	●(2)	●(2)	●(2)	●(2)	●(2)	●(3)	●(3)	●(3)	●(3)	●(3)	●(3)	●(3)
Combined Sink / Hotplate in Stainless Steel	●	●	●	●	●	●	●	●	●	●	●	●	●	●
Electric Pump	●	●	●	●	●	●	●	●	●	●	●	●	●	●
Basic Sleeping Accommodation	● 2	● 2	● 2	● 2	● 2	● 2	● 2	● 2	● 2	● 2	● 2	● 2	● 2	● 2
Optional Extra Sleeping Accommodation	N/A	N/A	N/A	N/A	N/A	N/A	● +1	● +1	● +1	● +1	● +1	● +1	● +1	● +2
L Shaped Day Seat	N/A	N/A	N/A	N/A	N/A	N/A	GL	GL	GL	N/A	N/A	N/A	N/A	N/A
5' deep Poly Foam Cushions	●	●	●	●	●	●	●	●	●	●	●	●	●	●
Roller Edge Velour Upholstery	GL	GL	GL	GL	GL	GL	GL	GL	GL	GL	GL	GL	GL	GL
Lancaster Cut Pile Carpeting	GL	GL	GL	GL	GL	GL	GL	GL	GL	GL	GL	GL	GL	GL
Loop Pile Carpeting	S	S	S	S	S	S	S	S	S	S	S	S	S	S
Luxury Lined Curtains	GL	GL	GL	GL	GL	GL	GL	GL	GL	GL	GL	GL	GL	GL
Scatter Cushions (GL models)	2	2	2	2	2	2	4	4	4	4	4	4	4	4
Roller Blind at Kitchen	GL	GL	GL	GL	GL	GL	GL	GL	GL	GL	GL	GL	GL	GL
Washable Vinyl Paneling	●	●	●	●	●	●	●	●	●	●	●	●	●	●
Washbasin, Faucet and Light in Toilet	●	●	●	●	●	●	●	●	●	●	●	●	●	●
Vanity Cabinet in Toilet	GL	GL	GL	GL	GL	GL	GL	GL	GL	GL	GL	GL	GL	GL
Full Compliance with British Standard 4626 (1970)	●	●	●	●	●	●	●	●	●	●	●	●	●	●
	GL	S	GL	S	GL	S	GL	S	GL	S	GL	S	GL	S
Overall (shipping) length (including drawbar)	12' 0" 3600mm	12' 0" 3600mm	14' 0" 4267mm	14' 0" 4267mm	16' 0" 4876mm	16' 0" 4876mm	16' 0" 4876mm	16' 0" 4876mm	16' 4" 5000mm	16' 8" 5075mm	16' 8" 5075mm	16' 8" 5075mm	16' 8" 5075mm	16' 8" 5075mm
Body length	12' 0" 3600mm	12' 0" 3600mm	14' 0" 4267mm	14' 0" 4267mm	16' 0" 4876mm	16' 0" 4876mm	16' 0" 4876mm	16' 0" 4876mm	16' 4" 5000mm	16' 8" 5075mm	16' 8" 5075mm	16' 8" 5075mm	16' 8" 5075mm	16' 8" 5075mm
Body width	12' 0" 3600mm	12' 0" 3600mm	14' 0" 4267mm	14' 0" 4267mm	16' 0" 4876mm	16' 0" 4876mm	16' 0" 4876mm	16' 0" 4876mm	16' 4" 5000mm	16' 8" 5075mm	16' 8" 5075mm	16' 8" 5075mm	16' 8" 5075mm	16' 8" 5075mm
Overall height	12' 0" 3600mm	12' 0" 3600mm	14' 0" 4267mm	14' 0" 4267mm	16' 0" 4876mm	16' 0" 4876mm	16' 0" 4876mm	16' 0" 4876mm	16' 4" 5000mm	16' 8" 5075mm	16' 8" 5075mm	16' 8" 5075mm	16' 8" 5075mm	16' 8" 5075mm
Delivered weight (Tolerance 3%) (kg cwt's)	52 kg 113 cwt	52 kg 113 cwt	52 kg 113 cwt	52 kg 113 cwt	52 kg 113 cwt	52 kg 113 cwt	52 kg 113 cwt	52 kg 113 cwt	52 kg 113 cwt	52 kg 113 cwt	52 kg 113 cwt	52 kg 113 cwt	52 kg 113 cwt	52 kg 113 cwt
Maximum authorised gross weight (kg cwt)	70 kg 154 cwt	70 kg 154 cwt	70 kg 154 cwt	70 kg 154 cwt	70 kg 154 cwt	70 kg 154 cwt	70 kg 154 cwt	70 kg 154 cwt	70 kg 154 cwt	70 kg 154 cwt	70 kg 154 cwt	70 kg 154 cwt	70 kg 154 cwt	70 kg 154 cwt
Radial ply tyre & rim size	155R13 13" x 5.5"	155R13 13" x 5.5"	155R13 13" x 5.5"	155R13 13" x 5.5"	155R13 13" x 5.5"	155R13 13" x 5.5"	155R13 13" x 5.5"	155R13 13" x 5.5"	155R13 13" x 5.5"	155R13 13" x 5.5"	155R13 13" x 5.5"	155R13 13" x 5.5"	155R13 13" x 5.5"	155R13 13" x 5.5"
Tyre pressures	34 PSI	34 PSI	34 PSI	34 PSI	34 PSI	34 PSI	34 PSI	34 PSI	34 PSI	34 PSI	34 PSI	34 PSI	34 PSI	34 PSI
Recommended nose weight (without cylinders) (lbs)	40 lbs	40 lbs	40 lbs	40 lbs	40 lbs	40 lbs	40 lbs	40 lbs	40 lbs	40 lbs	40 lbs	40 lbs	40 lbs	40 lbs
Tow Ball height (middle of ball, car laden)	4"	4"	4"	4"	4"	4"	4"	4"	4"	4"	4"	4"	4"	4"





Thomson
T-LINE
Caravans

Thomsons (Carron) Ltd., Carron, Falkirk, Scotland.
Phone: Larbert (03245) 2202. Cables: Caravans, Falkirk.

Thomson **FLINE** Caravans

PRICE LIST

SEASON 1979

MODEL	LENGTH	BERTHS	DELIVERED WEIGHT	MAXIMUM GROSS WEIGHT	CARRYING CAPACITY	RETAIL PRICE EX-WORKS INCLUDING VAT
MINI GLEN S	9' 8"	2	10½ cwt	13¾ cwt	3¼ cwt	£1,759.64
GLEN 2 S	10' 10"	2	12 cwt	15¾ cwt	3¾ cwt	£1,885.31
GLENDALE S	12' 10"	2	13¾ cwt	17¾ cwt	4 cwt	£2,009.95
GLENNEVIS S	12' 10"	4(5)	13¾ cwt	17¾ cwt	4 cwt	£1,909.55
GLENELG S	15' 1"	4(5)	14½ cwt	19½ cwt	5 cwt	£2,079.55
GLENALMOND S	15' 7"	4(5)	16 cwt	21½ cwt	5½ cwt	£2,250.48
GLENEAGLE S	17' 6"	4(6)	19 cwt	25 cwt	6 cwt	£2,659.85
MINI GLEN GL	9' 8"	2	12¾ cwt	15¾ cwt	3½ cwt	£2,385.98
GLEN 2 GL	10' 10"	2	13¾ cwt	17 cwt	3¾ cwt	£2,424.16
GLENDALE GL	12' 10"	2	14½ cwt	18¾ cwt	4¼ cwt	£2,650.14
GLENNEVIS GL	12' 10"	4(5)	14½ cwt	18¾ cwt	4¼ cwt	£2,746.42
GLENELG GL	15' 1"	4(5)	16 cwt	20¼ cwt	4¼ cwt	£2,900.49
GLENALMOND GL	15' 7"	4(5)	17¾ cwt	22½ cwt	4¼ cwt	£3,073.22
GLENEAGLE GL	17' 6"	4(6)	20½ cwt	25½ cwt	5 cwt	£3,399.64

THIS PRICE LIST SUPERSEDES PREVIOUS LISTS AND IS CORRECT AT 1st SEPTEMBER, 1978

Thomsons (Carron) Limited

CARRON : FALKIRK : SCOTLAND FK2 8ED

Telephone: Larbert (03245) 2202

The following Table outlines the complete range of Factory Fitted Optional Extras which can be installed only during course of production at the Prices shown (All prices include VAT).

Model	Fired heater and Thermostat	Oven Only	1 cu. ft. 'Fridge (gas/12 volt)	2 cu. ft. 'Fridge (gas /12 volt mains)	Chest of Drawers	Pullman Bunk	5th Berth	Extra Table
Weight	20 lbs.	28.5 lbs.	44 lbs.	61 lbs.	28 lbs.	29 lbs.	27 lbs.	5.5 lbs.
MINI-GLEN S	£189.00	£59.40	£146.25	£176.63	—	—	—	—
GLEN 2 S	—	£59.40	£146.25	—	S	—	—	—
GLENDALE S	£189.00	£59.40	£146.25	£176.63	S	—	—	—
GLENNEVIS S	£189.00	£59.40	£146.25	—	£36.00	S	£47.02	£12.09
GLENELG S	£189.00	£59.40	£146.25	—	£36.00	S	£47.02	£12.09
GLENALMOND S	£189.00	£59.40	£146.25	£176.63	S	£54.23	—	S
GLENEAGLE S	£189.00	S	£146.25	£176.63	S	£54.23	—	S
MINI-GLEN GL	S	S	—	S	—	—	—	—
GLEN 2 GL	—	S	S	—	S	—	—	—
GLENDALE GL	S	S	—	S	S	—	—	—
GLENNEVIS GL	S	S	S	—	£36.00	S	£13.50	—
GLENELG GL	S	S	S	—	£36.00	S	£13.50	—
GLENALMOND GL	S	S	—	S	S	£60.71	—	S
GLENEAGLE GL	S	S	—	S	S	£60.71	—	S

"S"—indicates fitted as standard

N.B.—Carrying Capacity will be reduced by the weight of Optional Extras installed.

11/78/30M