



Thomson T-Line Caravans. Built for touring.

It's surprising just how many caravans decide on where people go for their holidays.

Or where they don't go. Every year more caravanners end up going where their caravans take them. And not where they take their caravans.

Because not every caravan that's built for comfort is built for the road. And vice versa.



This got us thinking. And designing.
The result: Thomson T-Line. A range of caravans from 2-6 berths.

Built for comfort, built for the road. Built for touring.


On the Continent, or on a weekend out of town.

On the motorway, or through narrow lanes.

On and on. For miles, and years.
Because when it comes to designing our caravans, we go further. So you can.

And we follow close behind, because your freedom comes first.

Caravans inset from left to right: Glen 4, Glenelg, Glenalmond, Gleneagle and Clansman. Below: Gleneagle.



Far and away the best.

Let's take a closer look.
Climb inside, but let your wife go first.
She'll probably take one look and tell you that
a woman planned the layout. She'll be right.
Not an inch of space wasted.
There's a bright new stainless steel sink unit—
a shining example of the trouble we take on detail.



Like the polyester protected finish teak patterned working surfaces, and the deep pile carpets you can really dig your toes into.

And the 5 inch mattresses. No aching backs and cricks in the neck at breakfast.

Send the kids in next. And the dog.

Tough, hard-wearing quilted upholstery for

built-in comfort, and wipe-easy surfaces for dirty hands and grubby paws.

And lots of storage space.

We thought you'd enjoy being away from home more if we made you feel more at home.

Caravan interiors inset from left to right: Glenalmond, Gleneagle, Glenalmond, Glen 4 and Clansman. Below: Gleneagle.



Home is never far behind.

While they're inside, take a walk round the outside.

With a Thomson caravan you have 60 years of caravan know-how behind you. And in this age of mass production, we still make our caravans by hand.

Fully satisfying every British Standard for

towing trailers.

That's a rigid steel chassis you're looking at.

The exterior panels are aluminium finished in a tough acrylic enamel shell on hardwood framing—there's no stronger combination.

You're as safe as houses.

1" thick mineral wool insulation makes it as

5" mattresses.

Here's one of those 5 inch mattresses we were telling you about. There's nothing more rewarding after a day's touring, or an afternoon walking in the hills.



Fluorescent lighting.

In addition to gas lighting, Thomson Caravans are fitted with fluorescent strip lighting. Just plug in to your car socket and switch on.




Your proof.

Thomson caravans satisfy every British Standard for touring trailers (BS 4626). This is our proof. And yours.

Gas cylinder chest.

A compact, lock-up chest to keep gas cylinders neatly and safely out of harm's way. This chest comfortably holds two 10lb. cylinders.



Automatic Sigma coupling.

With a lot of caravans we know reversing means climbing out of the car and setting a lever. With the revolutionary new Sigma coupling you just reverse. It automatically positions itself to prevent baulking. And it takes the strain off the car, and you.



Tow-pole fairing.

Just to keep the tow-pole in tow with the rest of the caravan design. And to keep it out of the way of slinging mud. Note the embossed metal stone-guard to protect against flying chips and stones.

Water inlet, and waste pipe.

It's just like operating a tap at home, except you pump it through with your foot. Pull out the plug and the water runs down into your waste container.



Rubber mat.

Hard wearing to keep mud step away from carpets. And clean out of upholstery.

snug as your front sitting room.

A revolutionary new SIGMA coupling takes the drag out of towing. When you turn, it turns. When you pull, it won't push. When you reverse, it automatically positions itself to prevent baulking.

Independent suspension glides you over the most treacherous council battleground, and stub-

born mole-hill.

Gas cylinder carrier and compact bottle chest.

Full road lighting.

A foot pump operates the water supply.

Awning channel.

Integral frame windows with vent panels.

Anodised aluminium mouldings for long life.



Door lock.

For safety's sake we fitted the door lock and handle flush.



Roof-vent.

We designed our roof-vent to let in air, not rain. Just push up to open, and pull down to close. Open or closed it always lets the light shine through.



Window vents.

When it's not warm enough to be hot, and not cool enough to be cold, flick open the top window for a steady flow of fresh air.

Rear panel.

We've grouped the number plate, back lights and reflectors neatly and tidily in a sturdy vacuum formed plastic panel.



Independent suspension.

Flattens out the bumps and bruises, fills in the holes, glides you over the most treacherous council battleground and farmyard assault course. With no broken plates in the cupboard.



Insulation.

Here are some of our Scottish craftsmen fitting that snug mineral wool insulation. It's an inch thick to wrap you up warm in the winter, and keep you cool in summer.



g rubber mat
ly boots one
om the
grubby paws
he way of the

The outside story.

Given the chance, most parents would run away from home with their children.
Or just by themselves.
A Thomson Caravan gives you the chance.
Whether you've four kids and a large dog. Or four large dogs and a small child.
Whether you like to make up foursomes. Or



2 berth. Pure Thomson ingenuity. We've packed a dining area that converts into a double-bed, a kitchenette complete with hot plate, grill and sink unit/drain, a full size wardrobe and toilet all into a caravan only 9 ft. 5 ins. long.



2 berth. A small caravan with big comforts. With twin beds that can be converted into a double, adjustable back rests, panoramic rear window and custom-built chest of drawers/dining table mounting.



2 berth. A luxurious caravan for two. This spacious 12 foot T-Line gives you polished plywood decor, fitted carpet, rich textured upholstery and room to entertain your friends.





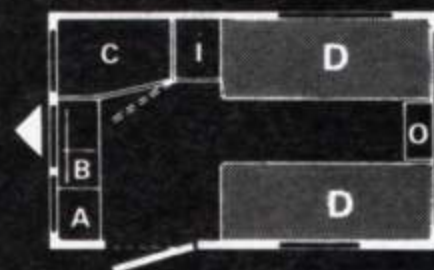
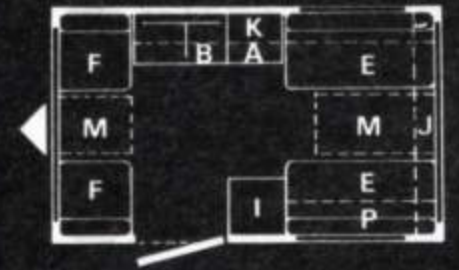
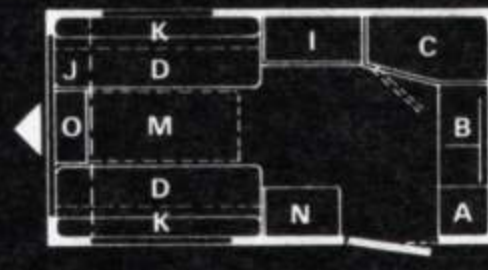
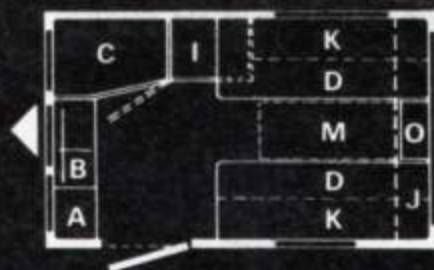
4 berth. The Glen 4 combines two separate living/sleeping areas divided by a fully fitted kitchen, wardrobe and partition curtain. Pound for pound an outright winner in the budget class.

A Griller/Hotplate
B Sink
C Toilet
E Dinette Bed 73" x 46"
I Wardrobe
J Roof Locker
K Roof Locker and Shelf
M Table Position
N Cabinet

A Griller/Hotplate
B Sink
C Toilet
D Single Bed each 72" x 24"
I Wardrobe
J Roof Locker
K Roof Locker and Shelf
M Table Position
O Chest of Drawers

A Griller/Hotplate
B Sink
C Toilet
D Single Bed each 75" x 24"
I Wardrobe
J Roof Locker
K Roof Locker and Shelf
M Table Position
N Cabinet for Refrigerator
O Chest of Drawers

A Griller/Hotplate
B Sink
E Dinette Bed 73" x 46"
F Single Bed 72" x 24"
Hammock Above 69" x 22"
I Wardrobe
J Roof Locker
K Roof Locker and Shelf
M Table Position
P Shelf



Mini Glen



Glen 2



Glendale



Glen 4

your two kids are trying to get round you to invite along a school-mate each.

Whether it's granny who thinks she's getting too old for a life under the stars. Or whether it's your eldest and his noisy friends wanting a cheap holiday.

Whether it's just father and son on a fishing weekend.

Or that you've still just got each other. Any way you like to look at it there's a Thomson caravan.

A range of ten. From 2-6 berths.

You can't go much better.

(Diagram and detailed specifications of each caravan not to scale)



4-5 berth. We go out of our way with our caravans to keep everything out of yours. The Glennevis has a sparkling stainless steel sink unit, luxurious upholstery, teak pattern working surfaces, loads of storage space and toilet compartment and room for an optional fifth berth.

4-5 berth. Our best seller. Partly because of the interior planning. Wipe clean vinyl-coated roof panels, modern work units, and roomy end roof lockers are just some of the features that make the Glenelg outstanding value. And the family favourite-even for five at your option.

4-6 berth. It'll sleep 4, 5 or even 6 in all the comfort you care to dream about. That big, big window in the rear end dinette gives caravanners a tremendous outlook for 1974. And the optional fifth and sixth berths take up little of the spaciousness.

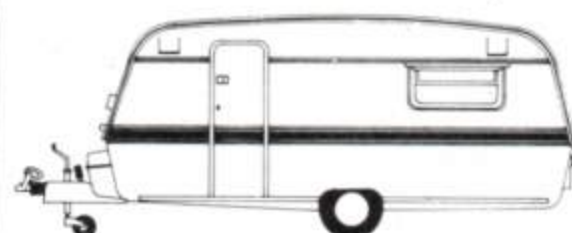
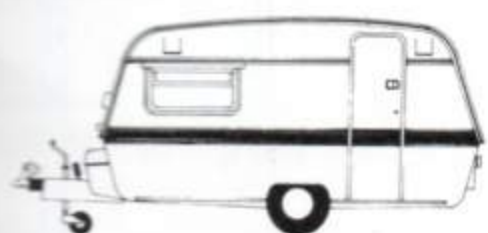

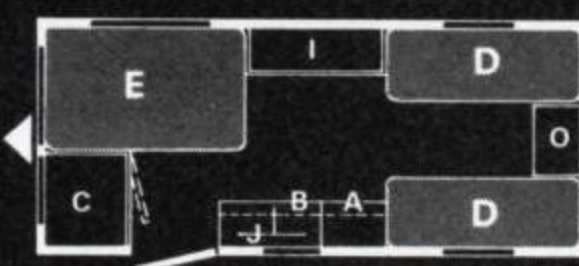
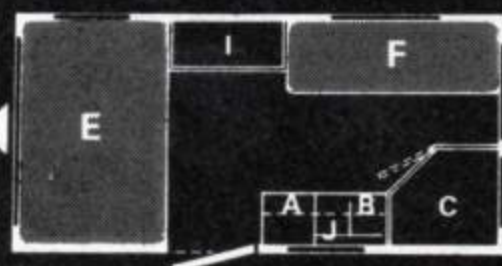
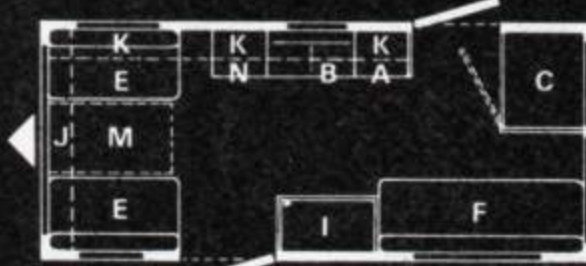
4-5 berth. 2 large doors give the 4 occupants real freedom to move around, with ample space to spare for an optional fifth. Wardrobe and kitchen space is on the grand scale. The two-door feature makes the Glenmore an ideal choice for holidays at home or abroad.

A Griller/Hotplate
B Sink
C Toilet
E Dinette Bed 73" x 46"
F Single Bed 72" x 24"
Bunk Above 69" x 22"
I Wardrobe
J Roof Locker
K Roof Locker and Shelf
M Table Position
P Shelf

A Griller/Hotplate
B Sink
C Toilet
E Dinette Bed 73" x 46"
F Single Bed 72" x 24"
Bunk Above 69" x 22"
I Wardrobe
J Roof Locker
K Roof Locker and Shelf
M Table Position

A Griller/Hotplate
B Sink
C Toilet
D Single Bed each 72" x 24"
E Dinette Bed 73" x 46"
I Wardrobe
J Roof Locker
K Roof Locker and Shelf
M Table Position
O Chest of Drawers

A Griller/Hotplate
B Sink
C Toilet
E Dinette Bed 73" x 46"
F Single Bed 72" x 24"
Bunk Above 69" x 22"
I Wardrobe
J Roof Locker
K Roof Locker and Shelf
M Table Position
N Cabinet for Refrigerator



Glennevis

Glenelg

Glenalmond

Glenmore

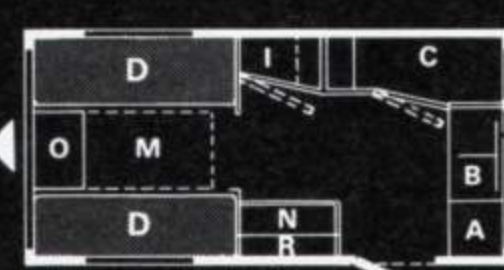
A range of ten. From 2-6 berths.

Caravan Manufacturers approved by National Caravan Council.



2 berth. Just a year old. This is luxury. Just look at the standard specification—cocktail cabinet, large 2 cu. ft. fridge, lined toilet compartment with vanity unit and water supply, and full oven cooker. Exclusive to Clansman is sumptuous upholstery in man-made tweed with matching furnishings and deep pile carpet.

- A** Full Oven Cooker
- B** Stainless Steel Sink with Foot Pump and Faucet
- C** Lined Toilet Compartment with Vanitory Unit
- D** Single Bed N/S 75" x 24"
O/S 72" x 24"
- I** Wardrobe
- J** Roof Locker
- K** Roof Locker with Shelf
- M** Table Position
- N** 2 cu. ft. Refrigerator
- O** Chest of Drawers
- R** Cocktail Cabinet



Clansman

[illegible]

The issue of this brochure does not constitute an offer and sales are conditional upon terms of business and express warranty issued by the makers of the caravans.

While the information contained in this brochure is correct at September 1973 it may be that,

on account of the use of alternative materials or the shortage of supplies, alterations may have to be made to the caravans described in this brochure.

Particulars of any changes may be obtained from Thomsons (Carron) Limited.

Aluminium panelling	Stoneguard	Aluminium mouldings	Accommodation for fluid heater	Polyurethane furniture finish	Mineral wool insulation— 1" thick	Piano hinges on all furniture	Internal fluorescent lighting	Full gas lighting	Adjustable back rests on single beds	Water inlet and waste pipe nozzles	Stainless steel sink and drainer	Foot pump	Tuckaway water faucet	Space for optional full oven cooker	Space for optional 1 cu. ft. refrigerator	Quilted mattresses of 5" deep polyfoam	Deep pile carpet with foam underlay	Gas supply point	Stressed frame stable door with weatherseal	Bottle stowage, crockery rack and cutlery tray	Washable vinyl-faced roof panels (1970) for touring caravans	Overall (shipping) Length (including drawbar)	Body length	Body width	Body height	Delivered weight (including drawbar)	Maximum authorised gross weight	Tyre size	Tow ball height (middle of ball, car laden)
●	●	●	(1)	(1)			●	●	●	●	●	●	●	●	●	●	●	●	●	12' 5" 3785mm.	9' 7" 2920mm.	6' 5" 1956mm.	7' 7" 2310mm.	9½ cwt. 470 kg.	12cwt. 610kg.	5.20×13	15½" 395mm.		
●	●	●	(1)	(1)	●	●	●	●	●	●	●	●	●	●	●	●	●	●	●	14' 4265mm.	10' 9" 3275mm.	6' 6" 1981mm.	7' 8" 2340mm.	10½ cwt. 530 kg.	13½cwt. 685kg.	5.20×13	15½" 395mm.		
●	●	●	(1)	(2)	●	●	●	●	●	●	●	●	●	●	●	●	●	●	●	16' 3" 4950mm.	12' 8" 3860mm.	6' 9" 2057mm.	7' 10" 2390mm.	12½ cwt. 635 kg.	16½ cwt. 825kg.	5.90×13	15½" 395mm.		
●	●	●	(1)	(1)			●		●	●	●	●	●	●	●	●	●	●	●	14' 4265mm.	10' 9" 3275mm.	6' 6" 1981mm.	7' 8" 2340mm.	10½ cwt. 520 kg.	13½cwt. 685kg.	5.20×13	15½" 395mm.		
●	●	●	(1)	(2)		●	●	●	●	●	●	●	●	●	●	●	●	●	●	16' 3" 4950mm.	12' 8" 3860mm.	6' 9" 2057mm.	7' 10" 2390mm.	12½ cwt. 635 kg.	16½ cwt. 825kg.	5.90×13	15½" 395mm.		
●	●	●	(1)	(2)		●	●	●	●	●	●	●	●	●	●	●	●	●	●	17' 3" 5260mm.	13' 9" 4190mm.	6' 9" 2057mm.	7' 11" 2410mm.	12½ cwt. 650 kg.	16½cwt. 850kg.	5.90×13	15½" 395mm.		
●	●	●	(2)	(2)	●	●	●	●	●	●	●	●	●	●	●	●	●	●	●	19' 5790mm.	15' 7" 4750mm.	6' 9" 2057mm.	8' 1" 2464mm.	14½ cwt. 750 kg.	20½cwt. 1030kg.	6.40×13 (6ply)	15½" 395mm.		
●	●	●	(2)	(2)		●	●	●	●	●	●	●	●	●	●	●	●	●	●	19' 5790mm.	15' 7" 4750mm.	6' 9" 2057mm.	8' 1" 2464mm.	14½ cwt. 750 kg.	20½cwt. 1030kg.	6.40×13 (6ply)	15½" 395mm.		
●	●	●	(2)	(2)	●	●	●	●	●	●	Fitted	●	●	●	●	●	●	●	●	20' 9" 6325mm.	17' 4" 5285mm.	7' 3" 2210mm.	8' 1" 2464mm.	18 cwt. 915 kg.	23cwt. 1170kg.	6.40×15 (6ply)	15½" 395mm.		
●	●	●	(4)	(2)	●	●	●	●	●	●	Fitted	2 cu. ft. fitted	●	●	●	●	●	●	●	17' 3" 5260mm.	13' 9" 4190mm.	6' 9" 2057mm.	7' 11" 2410mm.	16 cwt. 810 kg.	20cwt. 1015kg.	6.40×13 (6ply)	15½" 395mm.		

T-Line Plus Points.



Thomson T-Line Caravans

Thomsons (Carron) Limited
Carron, Falkirk, Scotland.
Phones: Larbert (03245) 2202
Cables: Caravans, Falkirk.

PRICE LIST

September, 1973

RECOMMENDED RETAIL PRICES
EX WORKS

SEASON 1974

Supersedes all previous Price Lists

MODEL	LENGTH	BERTHS	DELIVERED WEIGHT	MAXIMUM GROSS WEIGHT	CARRYING CAPACITY	RECOMMENDED EX-WORKS PRICE (incl. VAT)
Mini Glen 2	9' 7"	2	9¼ cwts	12 cwts	2¾ cwts	£577.50
Glen 2	10' 9"	2	10½ cwts	13½ cwts	3 cwts	£649.00
Glendale	12' 8"	2	12½ cwts	16¾ cwts	4¼ cwts	£715.00
Clansman	13' 9"	2	16 cwts	20 cwts	4 cwts	£1,094.50
Glen 4	10' 9"	4	10¼ cwts	13½ cwts	3¼ cwts	£588.50
Glennevis	12' 8"	4(5)	12½ cwts	16¾ cwts	4¼ cwts	£709.50
Glenelg	13' 9"	4(5)	12¾ cwts	16¾ cwts	4 cwts	£753.50
Glenalmond	15' 7"	4(6)	14¾ cwts	20¼ cwts	5½ cwts	£830.50
Glenmore	15' 7"	4(5)	14¾ cwts	20¼ cwts	5½ cwts	£830.50
Gleneagle	17' 4"	4(6)	18 cwts	23 cwts	5 cwts	£973.50

THE FOLLOWING TABLE OUTLINES THE COMPLETE RANGE OF FACTORY FITTED OPTIONAL EXTRAS WHICH CAN BE INSTALLED ONLY DURING COURSE OF PRODUCTION AT THE PRICES SHOWN. (PRICES INCLUDE VAT.).

FACTORY FITTED OPTION	Weight	M2	G2	GD	C	G4	GN	GG	GA	GM	GE
Carver Trumatic Heater with Thermostat	20 lbs	NA	NA	£77.00	£77.00	NA	NA	£77.00	£77.00	£77.00	£77.00
Holt Rogers Mini-Continental Flued Heater	37 lbs	NA	NA	£39.60	£39.60	£39.60	£39.60	£39.60	£39.60	£39.60	£39.60
Floor Insulation (25mm Polystyrene 10 oz. per sq. ft.)	30-60 lbs	£11.00	£11.00	£12.10	S	£11.00	£12.10	£12.10	£15.40	£15.40	£16.50
B600 Cooker (in lieu of Hotplate)	40 lbs Extra	£25.30	£25.30	£25.30	S	£25.30	£25.30	£25.30	£25.30	£25.30	S
R.A.M. 10 Gas Fridge	44 lbs	NA	£55.00	£55.00	NA	£55.00	£55.00	£55.00	£55.00	£55.00	£55.00
R.A.M. 24 Gas Fridge	61 lbs	NA	NA	NA	S	NA	NA	£66.00	£66.00	£66.00	£66.00
Chest of Drawers	28 lbs	NA	S	S	S	NA	£19.80	£19.80	S	£19.80	S
Pullman Type Bunk	29 lbs	NA	NA	NA	NA	NA	NA	NA	£27.50	NA	£27.50
Pull-Out Double Bed Conversion	27 lbs	NA	NA	NA	NA	NA	£20.90	£20.90	NA	£20.90	NA
Stainless Steel Sink (in lieu of Plastic Sink)	2 lbs Extra	S	S	S	S	£8.80	S	S	S	S	S
Rear End Table 20" x 25"	5½ lbs	NA	NA	NA	NA	NA	£6.60	£6.60	NA	£6.60	NA

"NA" — NOT AVAILABLE

"S" — FITTED AS STANDARD

NB.—CARRYING CAPACITY WILL BE REDUCED BY THE WEIGHT OF THE OPTIONAL EXTRAS INSTALLED.

ADDITIONALLY: OCCASIONAL SQUAB CUSHIONS (18" x 8" x 5") AND SCATTER CUSHIONS MATCHING UPHOLSTERY AND CURTAINS RESPECTIVELY ARE AVAILABLE FROM YOUR DEALER.

Thomson *FLINE* Caravans

Thomsons (Carron) Limited

CARRON : FALKIRK FK2 8ED : SCOTLAND

Telephone : Larbert (03245) 2202

When visiting your T-Line Dealer.....
use this Check List to select the particular T-Line model which best suits your family's needs, for instance, in size, layout, cost.

Even where other makes can offer some of these features, they may not be standard throughout their range and could possibly involve extra charges.

FEATURE	THOMSON	MAKE A	MAKE B	MAKE C
1. Tongued and Grooved House Type Flooring	X			
2. 1" Thick Mineral Wool Insulation (Roof, ends and sides)	X			
3. Sigma Coupling (except GE)	X			
4. Hardwood Rubbing Strakes	X			
5. Piano Hinges on Furniture	X			
6. Fitted Stoneguard	X			
7. Positive Catches on all Doors	X			
8. Deep Pile Carpet with Foam Underlay and Rubber Door Mat	X			
9. Quilted 5" Deep Polyfoam Mattresses	X			
10. Stainless Steel Sink and Drainer (except G4)	X			
11. 12 Volt Fluorescent Lighting	X			
12. Fitted Gas Point	X			
13. Inlet and Outlet Water Nozzles	X			
14. Foot Operated Water Pump and Faucet	X			
15. Fitted Plate Rack	X			
16. Crockery Holder and Cutlery Tray	X			
17. Refrigerator Type Door Liner	X			
18. 7-Pin Plug and Socket Supplied	X			
19. Streamlined Gas Cylinder Chest and Drawbar Fairing	X			
20. Hub Caps and Rim Embellishers	X			
21. Stable Door (Window in Clansman)	X			
22. Lee Board on Upper Bunk(s)	X			
23. Delivered Weight	Cwts	Cwts	Cwts	Cwts
24. Available Carrying Capacity for Personal Effects	Cwts	Cwts	Cwts	Cwts
25. Full compliance with British Standard BS4626 (1970)	X			

REMEMBER—WITH OTHER CARAVANS THESE DE LUXE FEATURES MAY COST EXTRA BUT WITH T-LINE THEY COME AS STANDARD. IT'S VALUE FOR MONEY THAT COUNTS.